



Ethernet Series Etherlink V3

8 Conductor Ethernet Series V3 Cordsets & Field Wireable Plugs, 24AWG




Field Wireable Plugs | Single & Double Ended Male Cordsets | IP67 Rating

Field Wireable Plugs	Part Number	Housing Specifications	Front View
	E45V3-8MP-FW	Coupling Nut : Black Anodized Aluminum Body : Black Polyamide O-Ring : NBR Grommets : NBR & TPE Temperature : -25°C to +85°C	

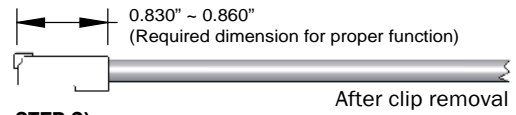
Patented by Mencom Corporation

It is recommended that quality Mencom cables are used with the field wireable connectors to assure an accurate fit. However, if using another brand, the dimensions of the connector must meet the dimensions shown below.


Assembly Instructions



STEP 1)
Remove clip by cutting or by bending it back and forth until it breaks.



STEP 2)
With connector unassembled, push cable through dome nut, split apart the grommet and wrap it around the cable, then push the cable through the connector body.



STEP 3)
Push grommet back into the "fingers" of the shell. Rotate cable 90 degrees and pull it back into the connector until it stops. With slight tension on cable, tighten dome nut (3.75Nm recommended).

Ethernet Series

L

E45V3 to Cable				
# of Poles	Front View	Part Number		Housing Style
		PVC Male	PUR Male	
8		E45V3-8MP-**	E45V3P-8MP-**	
E45V3 to RJ45				
8		E45V3-8MP-RJ45-**	E45V3P-8MP-RJ45-**	
E45V3 Male to Male Extension Cables				
8		E45V3-8MMP-**	E45V3P-8MMP-**	

** Lengths in meters. Standard cable lengths are 1, 2, 4, 5, 6, 10 & 15 meters. Consult factory for other lengths.